

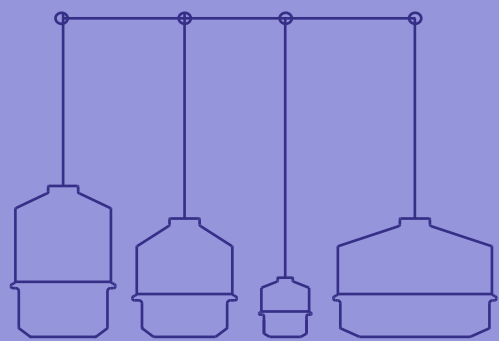
Mikki Mann. Designer. I love exploring visual worlds, breaking down aesthetics into technique. Metal is the foundational element at the core of all my works. The brand I built – fe – is a home for design and a lab for metal research. As a graduate of TU Delft, with an MA in Architecture, I cultivate design through the wisdom of engineering, staying at the intersection of design and art, beauty and functionality.

fe studio seeks to present design as a way of life—our need for aesthetics. The beauty in details. The emotions colors evoke. Composition. Spatial perception. Ergonomics. The presence of matter. These elements form the core of the studio's design language.

In an effort to promote mindful consumerism, the studio reimagines everyday objects in metal, extending their lifespan. Each item is handmade and produced in local factories.



Pendant Lights



TELE | SKOPE
PENDANT LIGHT COLLECTION



TELE | SKOPE collection design was inspired by the telescope.
I love the idea that this tool spreads light—allowing us to see clearly from afar.

Each fixture is **handmade** with great care and attention. At first glance,
it appears to be made of pottery, but it is actually crafted from thin **metal**.





TERRACOTTA | SKOPE

fe studio takes items we use on a daily basis and carefully reshapes them; as we wish to submit design as a way of life. Our need for aesthetics, the beauty in details, the joy of color, ergonomics and functionality; all these elements form the core of the studio's design language .



TELE|SCOPE

The infused light has a softening effect, thanks to the warm stone shade chosen for the interior of the fixture. For the exterior, we offer 11 different colors, ranging from classic to vibrant tones - allowing you to find the perfect match for your design style.



TELE | SKOPE

PENDANT LIGHT COLLECTION

Product Series
TELE | SKOPE

Product Category
Lighting

Environment
Indoor

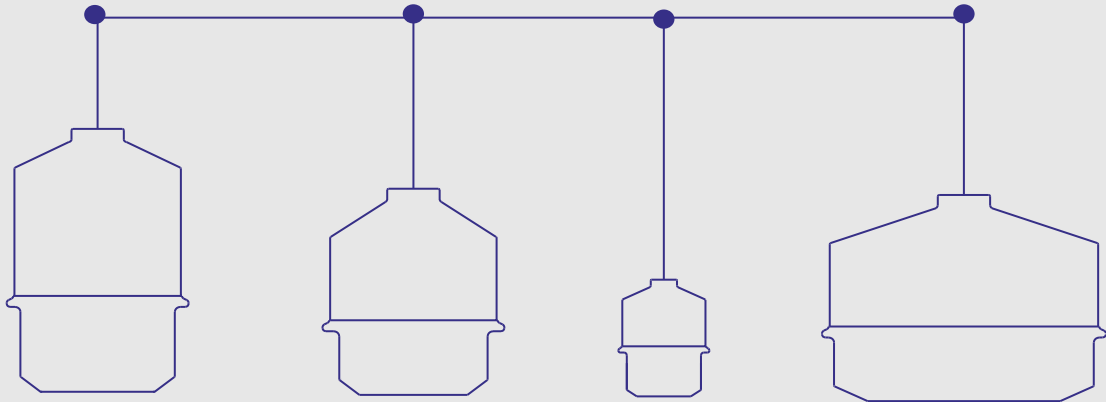
Material
Aluminium

Production Process
Handmade turning & airbrush painting

Maintenance
Use duster or all-purpose wipes

Wiring
Black / White

Colors
Inside: Stone
Outside: 11 different colors



tube skope flash stage

Dimensions	H: 44cm Ø: 25cm	H: 34cm Ø: 25cm	H: 17cm Ø: 13cm	H: 34cm Ø: 42cm
Weight	1.6kg	0.9kg	0.4kg	1.6kg
Supply Voltage	120/240V 50Hz	120/240V 50Hz	120/240V 50Hz	120/240V 50Hz
Watt	30W	30W	8W	30W


Vases



KADIM COLLECTION



The collection is designed for casual moments at home or in the office.



A collection of handcrafted metal vases, resembling a modern archaeological assemblage, made from delicate, thin metal.



MODERN ARCHITYPE _ A set of six vases inspired by the everyday containers we all have at home. The vases can hold water for a bouquet of flowers or leaves.



A collection of handmade vases that may look like pottery at first glance, however all hand made of thin metal.



These XL artistic vases pay tribute to ancient cultures whose legacy shaped modern societies—the Egyptians, Greeks, and Japanese—who contributed to mathematics, philosophy, and aesthetics, essential elements of great design.



MODERN ARCHITYPES

We offer 11 unique colors, ranging from classic to vibrant shades, to perfectly complement your design style.

THE SHAKER											
THE COOKIE JAR											
THE WATER CARAFE											
THE COFFEE TO GO											
THE FRUIT BOWL											
THE CHINESE POTTERY											



Coal | Royal Blue | Off White | Smoked Mint | Evergreen | Olive | Saffron | Cashmere | Ginger | Terracotta | Nude |

TRIPTYCH

MITZRI											
YEVANI											
YAPANI											

										
Coal	Royal Blue	Off White	Smoked Mint	Evergreen	Olive	Saffron	Cashmere	Ginger	Terracotta	Nude

KADIM

Product series
Kadim

Product Category
Design - art

Environment
Indoor

Material
Aluminum

Production Process
Hand-made turning & air brush painting

Maintenance
Use duster or all-purpose wipes

MODERN ARCHITYPES

Coffee to go

Dimensions
H: 23cm
Ø: 14cm

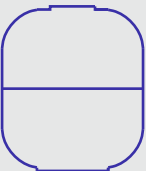
Weight
0.3kg



Chinese Pottery

Dimensions
H: 35cm
Ø: 36cm

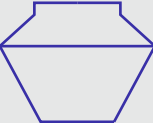
Weight
1.2kg



Cookie Jar

Dimensions
H: 23cm
Ø: 29cm

Weight
0.5kg



Fruit Bowl

Dimensions
H: 12cm
Ø : 26cm

Weight
0.4kg



Shaker

Dimensions
H: 36cm
Ø: 21cm

Weight
0.5kg



Water Carafe

Dimensions
H: 36cm
Ø: 16cm

Weight
0.6kg



TRIPTYCH

Yevani

Dimensions
H: 40cm
Ø: 20cm

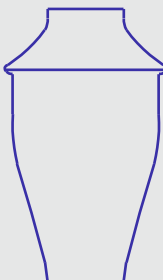
Weight
0.8 kg



Mitzri

Dimensions
H: 54cm
Ø: 30cm

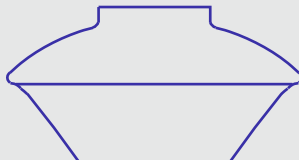
Weight
1.3 kg



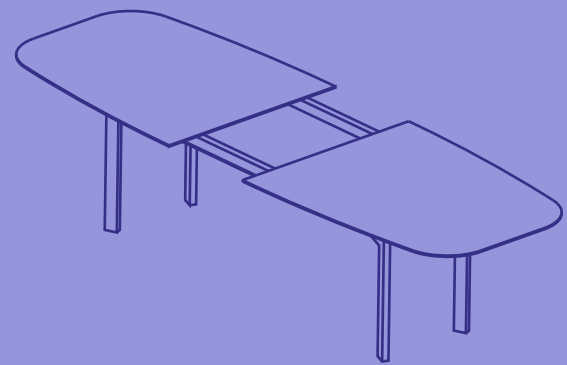
Yapani

Dimensions
H: 30cm
Ø : 60cm

Weight
2.5kg



Furniture



SLIDE
EXTENDABLE DINING TABLE





Discover our expandable dining table, a perfect addition for any family. Crafted from thin metal with a matte, silky finish, this piece features minimalist lines that echo a gallery-worthy abstract splash of color. Designed to accommodate gatherings large and small, it effortlessly doubles in size with leaves stored within, maintaining a sleek silhouette. The smooth, easy-to-operate extension mechanism requires a pull from just one side, blending functionality with artful design. Elevate your dining experience with this versatile and stylish centerpiece.

SLIDE

EXTENDABLE DINING TABLE

Category

Table

Product Series

Slide

Environment

Indoor

Dimensions

H: 75cm
L: 250 \ 300 \ 350 cm
D: 100cm

Weight

26kg

Production Process

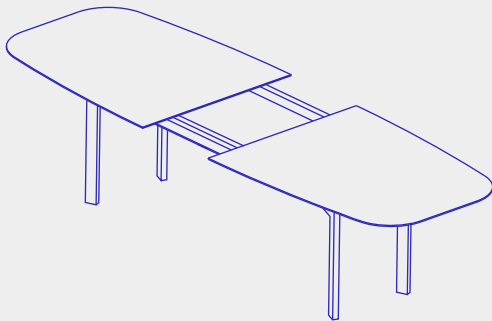
The tabletop is made from high-quality aluminum boards. The legs are made of steel. Both are coated with base and top paint

Maintenance

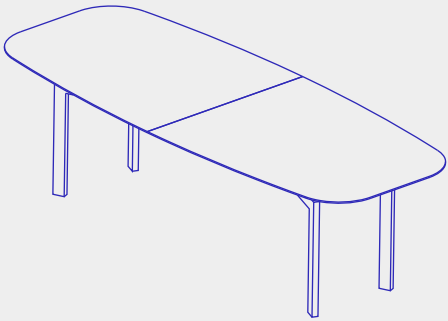
Use duster or all-purpose wipes

Extenstions

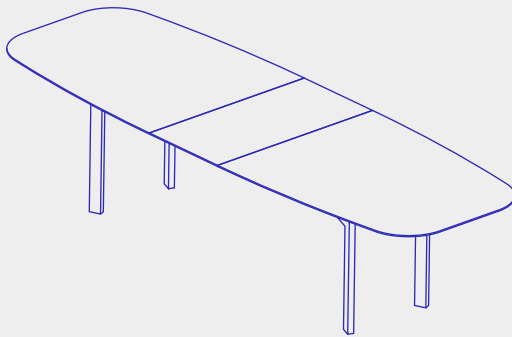
The extra plates are stored underneath the main ones, enhancing the table's minimalist design.



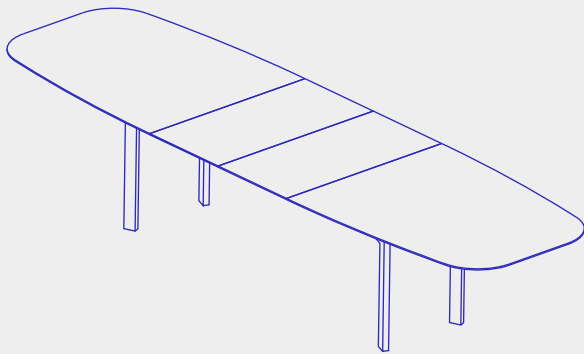
L= 250cm



L= 300cm



L= 350cm



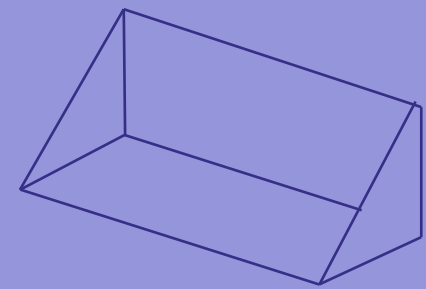
Colors

See 10 shades



Black | Royal Blue | Smoked Mint | Evergreen | Olive | Saffron | Cashmere | Ginger | Terracotta | Nude |

Furniture



DESK



The secret beauty of this light wall desk lies in its simple geometric shape and the minimalism of a seamless color block mounted on the wall. With the hidden hanging mechanism, it enhances the sense of lightness.



Desk

Product Series

Desk

Product category

Furniture

Environment

Indoor

Material

Steel

Production Process

The desk is made of steel, with a top coating of electrostatic paint from the RAL catalog, featuring a silk matte finish.

Maintenance

Use duster or all-purpose wipes

Electricity

The table has two holes, each 5 cm in diameter, allowing electricity to flow from the tabletop to wall sockets (e.g., for a laptop, lamp, etc.).

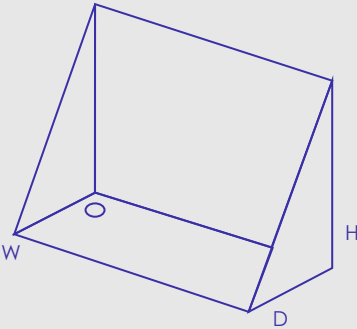
WALL - MOUNTED

Dimensions

H: 55cm
D: 35cm
W: 80cm

Weight

22kg



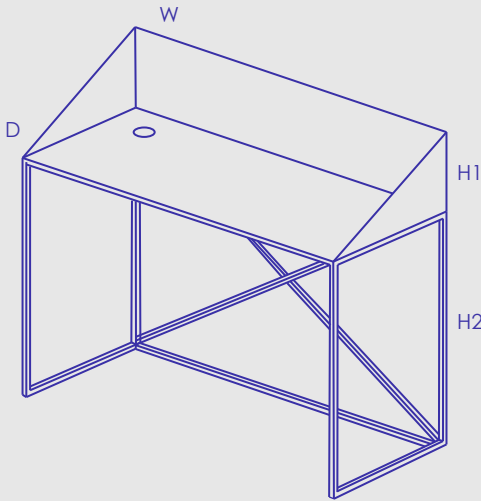
FREE - STANDING

Dimensions

H1:25cm H2: 75cm
D: 35-60cm
W: 80-240cm

Weight

30kg




Colors

See 10 different RAL shades



Outdoor
Furniture



OI COLLECTION






O | Dinner Table
& Chairs



OI | Side Table
& Chairs







OI

Category
Outdoor furniture

Environment
Outdoor

Production Process
The furniture is made of galvanized steel / aluminum and painted with electrostatic painting by RAL catalogue.

Maintenance
Use duster or all-purpose wipes

Dining Table

Material

Galvanized steel

Size

S / M / L / XL

Seats

6 / 8 / 10 / 12 people

Dimensions

W: 220 / 295 / 360 / 440cm
D: 90 / 100 / 110 / 120 cm
H: 74cm

Weight

16 / 26 / 35 / 42kg

Round Table

Material

Galvanized steel

Size

S / M / L / XL

Seats

2 / 3 / 4 / 5 people

Dimensions

Ø: 80 / 100 / 120 / 150cm
H: 74cm

Weight

16 / 22 / 34 / 46kg

COFFE TABLE

Material

Galvanized steel

Dimensions

W: 120cm
H: 50cm
D: 50cm

Weight

17 kg

SIDE TABLE

Material

Galvanized steel

Dimensions

Ø: 50cm
H: 50cm

Weight

8kg

CHAIR

Material

Aluminum

Dimensions

W: 53cm
H: 45cm
D: 57cm

Weight

4.5kg

Type

Low Arm

Type

High Arm

BENCH

Material

Galvanized steel

Size

S / M / L

Dimensions

L: 120 / 180 / 240cm
H: 45cm
D: 35 cm

Weight

10 / 16 / 20kg

STOOL

Material

Galvanized steel

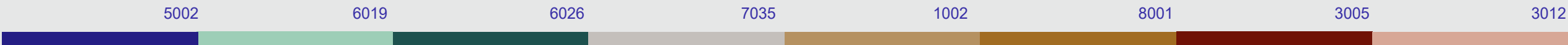
Dimensions

Ø: 35cm
H: 45cm

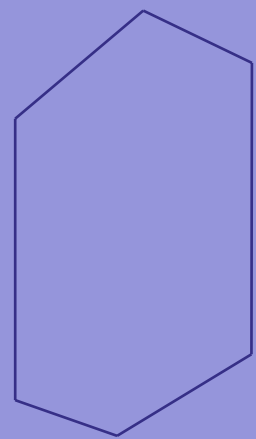
Weight

3.5kg

Colors
see 8 different colors by RAL



Art



GEOMETRIC COLLECTION



ICELAND is a bold abstract wall sculpture inspired by Iceland's rocky landscape. It conveys the strength of wild nature, complemented by earthy tones.

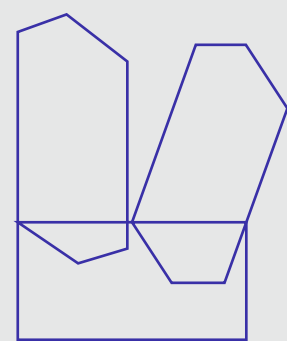
This metal artwork is modern yet raw, with a striking minimalist presence.





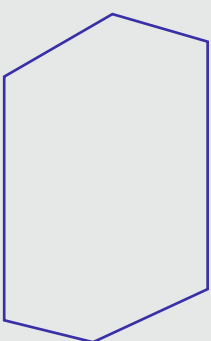
VARIATIONS ON BALANCE is a geometric wall sculpture that captures a quiet tension between symmetry and deviation. The piece invites contemplation on how balance is often found in the nuanced relationships between elements.

GEOMETRIC COLLECTION




Variations on Balance

H=100cm | W=90cm



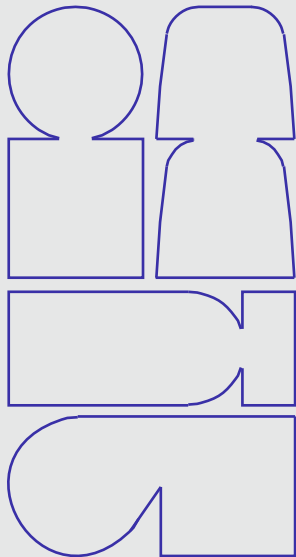
The Element

H=80cm | W=45cm



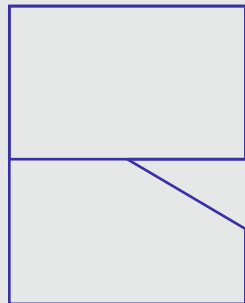
Iceland

H=80cm | W=45cm



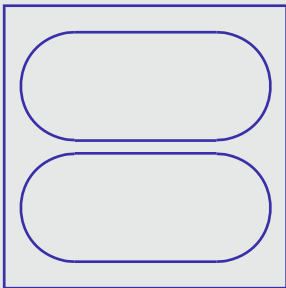
Totam

H=140cm | W=70cm




Variations on Balance b.

H=70cm | W=70cm



seam

H=70cm | W=70cm



Tipa

∅ =90cm

Product Category

Design- art

Product series

Geometric collection

Environment

Indoor

Material

Metal

Technique

Laser cutting & airbrush painting

Maintenance

Use duster or all-purpose wipes

Colors



Black | Royal Blue | Evergreen | Olive | Bordeaux | Saffron | Terracotta | Nude |



www.fe.studio

 [fe.studio](https://www.instagram.com/fe.studio)

mikki@fe.studio | +972-543300875